













# Innocence

Author:	Rebecca Seaman
Grid Size:	92W x 102H
Cloth Count:	14
Fabric:	Aida 14 count evenweave
Design Area:	6.57" W x 7.29" H ( 84 x 95 stitches )

## Legend: DMC Stranded Cotton (strands)

 310 black (2)	 798 delft blue - dk (2)	 White white (2)
 801 coffee brown - dk (2)	 3340 apricot - md (2)	 543 beige brown - ul vy lt (2)
 321 christmas red (2)	 3778 terra cotta - lt (2)	 151 dusty rose - vy lt (2)
 367 pistachio green - dk (2)	 3830 terra cotta (2)	 153 violet - vy lt (2)

## Backstitches: DMC Stranded Cotton (strands)

White white (2)

## Instructions:

### Full Cross Stitch

Be sure that all your stitches lie in the same direction. Bottom stitches should lie from bottom left to upper right and top stitches from bottom right to upper left. Work stitches from the bottom to the top of the stitch, from left to right, then cross them as you work from right to left, still coming up at the bottom of each stitch and going down at the top.

### Three Quarter and Quarter Stitches

These are used in the eyes to get the shape of the pupil. They work much the same as the Full Cross Stitch except that one stitch will only go halfway. In this case the black of the pupil is the quarter stitch. This means that you will only do one stitch going from whichever corner to the centre of the block. The green of the iris is the three quarter stitch. So one stitch will go the from corner to corner while the other goes from the opposite corner to the black stitch to meet it in the centre.